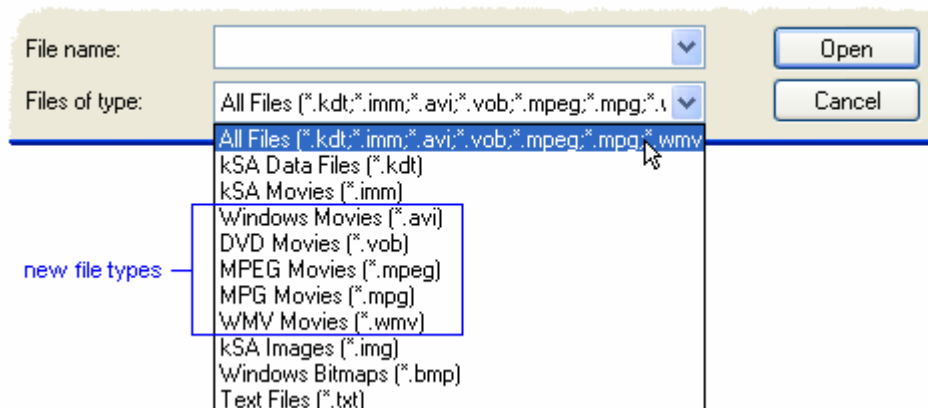




kSA 400 Expanded Movie Capabilities

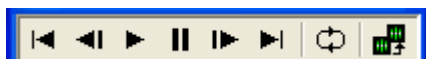
1. Introduction

The kSA 400 system now has the ability to open movies in more formats, enabling users to acquire and analyze data from a variety of sources. In addition, this feature allows users to archive data in a convenient format, knowing that the data may again be loaded into the kSA 400 application.



Computers that can read these file types already have this capability with the latest edition of the kSA 400 software, version 4.70 and above. This application note describes the steps needed to install a third-party player that gives computers this functionality.

1.1. Movie Files



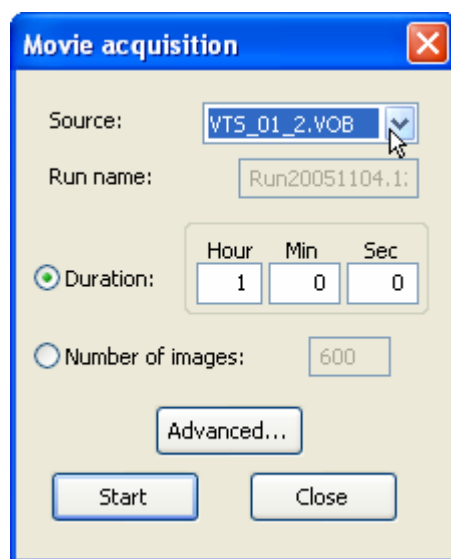
All movie files opened in the kSA 400 application have the movie toolbar, a set of buttons that allow complete control over the playback options.

In addition, all the analysis tools are compatible with the different movie file types.



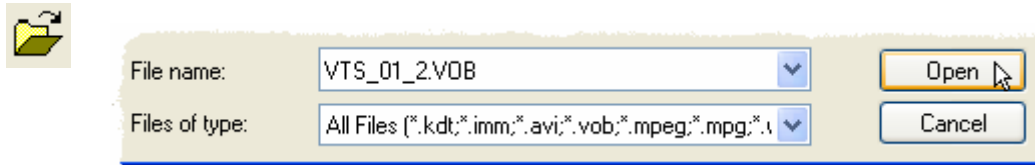
However, we recommend converting the files into *.imm type (our proprietary file type) by selecting the file as a source in Movie acquisition mode and acquiring a new movie. That way, any comments or palettes applied to it will be saved along with the file.

Currently, there are no plans to enable the saving of these addition file types (except *.avi, which is already supported through exporting) because of copyright issues.

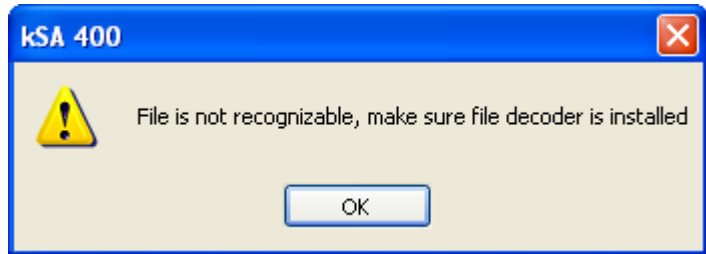


2. Determine System Functionality

Particularly if your system came with a DVD drive, it may already have a software player capable of supporting these additional file types. If so, then the *kSA 400* software is ready to support these file types too. Try opening a file in one of these expanded file types.



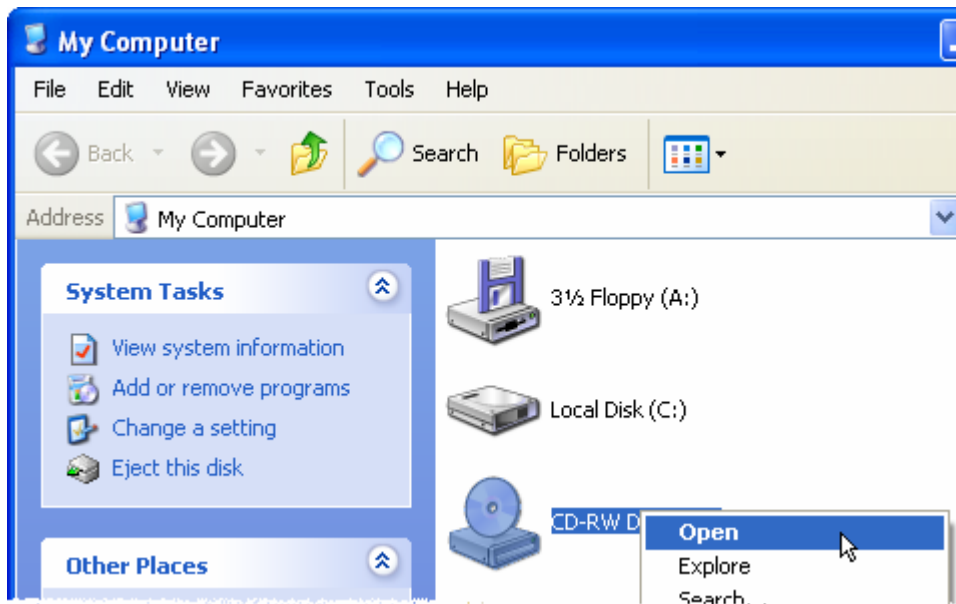
If the file opens, then the system is ready to go. If not, then the following error message pops up. If that happens, you'll need to install a file decoder.



3. Installing a File Decoder

If the system is not able to open files of the expanded type, please follow these steps to install a trial version of a file decoder. After thirty days, the decoder will continue to work, but will display a scrolling message along the bottom of the screen prompting you to purchase it. (At the time of writing this document, the price is US \$20.)

Insert the *kSA 400* installation CD, cancel the automatic installation, and open the CD by right-clicking the CD icon in the *My Computer* window (*Start / My Computer*).



Next, navigate to and open the "DVD Player" folder within the *kSA 400* Installation CD.





Elecard MPEG Player 4.0.exe

Inside, find and double-click the *Elecard MPEG Player 4.0.exe* icon to install the software.

When installation is complete, eject the CD, then exit the *kSA 400* program and restart it. The system is now ready to open and use the various movie file types.

As always, if you have any questions, please contact us.

